



ERCO 500
ERCO 505



3,5 t



3 t



SOLLEVATORI SOTTOSCOCCA

a forbice a pedane indipendenti e a basso profilo



LOW PROFILE INDEPENDENT

runway underbody scissor lifts




PEDANA CON ESTENSIONE A CASSETTO

RUNWAY WITH SLIDE-OUT EXTENSION

Pedana con estensione a cassetto (solo per ERCO 500 - 505) per una precisa regolazione della lunghezza.

Runway with slide-out extension (only for ERCO 500 - 505) for precise length adjustment.




PEDANA CON FLAPS APPEI

RUNWAY WITH SUSPENDED FLAPS

Pedane con flaps appesi (solo per ERCO 500F - 505F), che fungono anche da rampe per la salita del veicolo.

Runways with suspended flaps (only for ERCO 500F - 505F) which also act as vehicle access ramps.



PEDANE A LIVELLAMENTO IDRAULICO

HYDRAULIC RUNWAY LEVELLING SYSTEM


Sistema di livellamento idraulico delle due pedane, con doppio circuito master/slave (due cilindri per pedana), che consente la massima sicurezza di lavoro senza l'impiego di cremagliere meccaniche. Il rifasamento tra le pedane avviene automaticamente ad ogni ciclo.

Hydraulic runway levelling system with dual master/slave circuit (two cylinders per runway) for total safety without the need for mechanical racks. Runway realignment performed automatically at each cycle.

PATTINI - SLIDERS




Pedana e base con pattini di scorrimento di grandi dimensioni ed autolubrificanti.



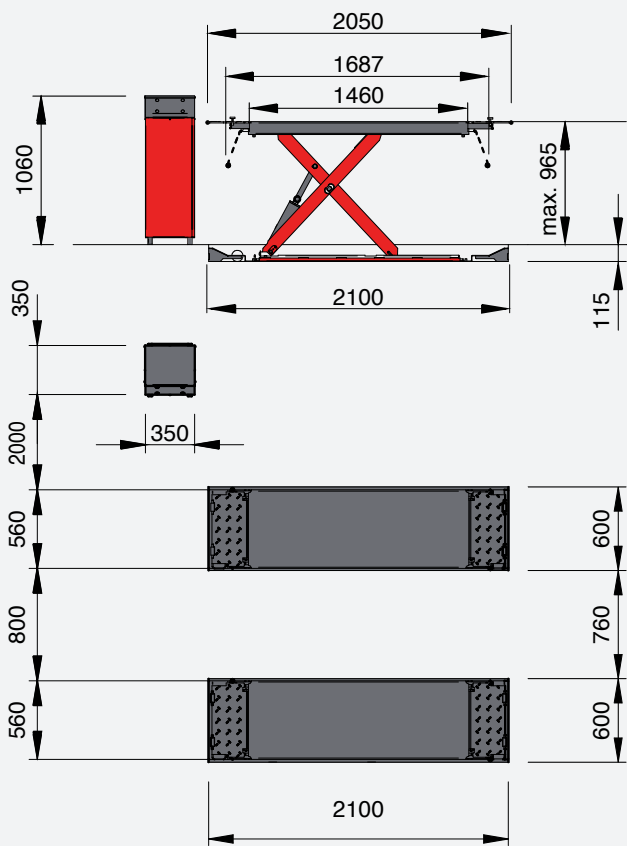
Runway and base with generously sized self-lubricating sliders.

STABILITÀ GARANTITA - SUPERIOR STABILITY

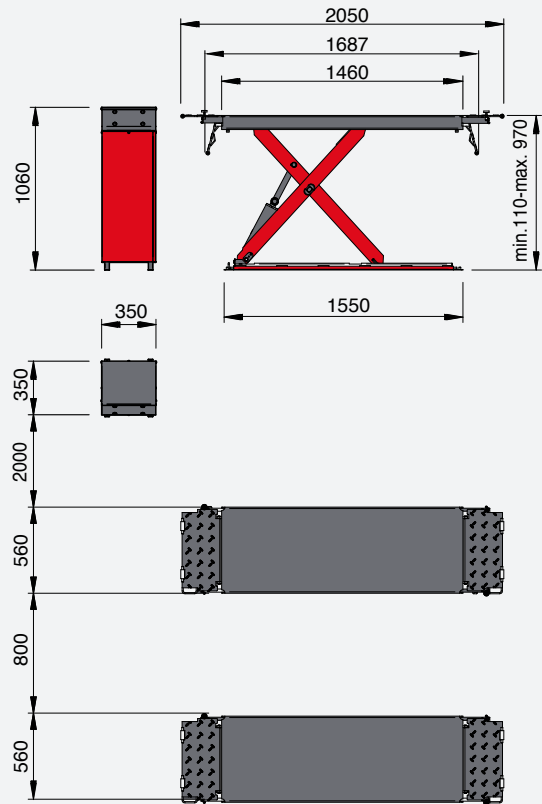
La stabilità in fase di sollevamento dei veicoli con ERCO 500 - ERCO 505 è garantita dalla struttura di importanti dimensioni. *ERCO500 - ERCO 505 lifts feature large section structural elements for superior stability when lifting vehicles.*



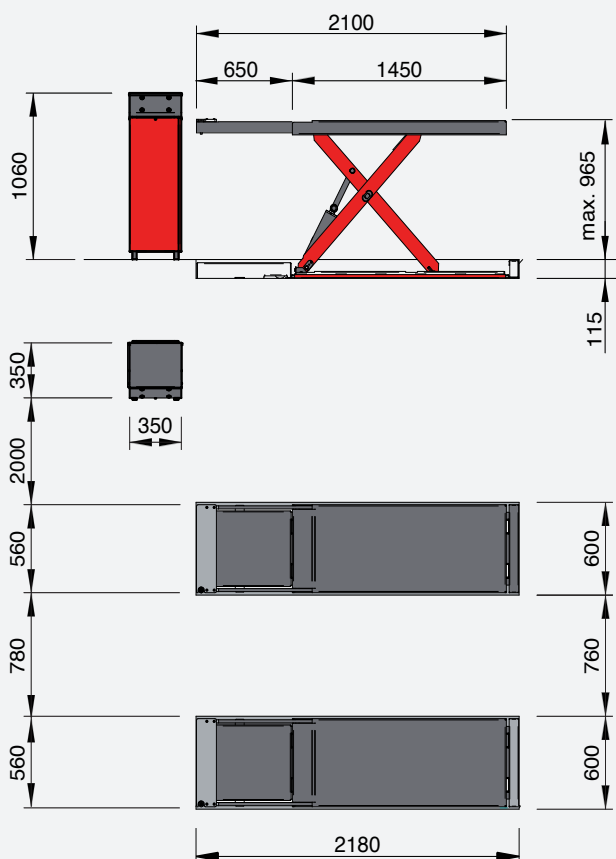
ERCO 500 - ERCO 505 FI



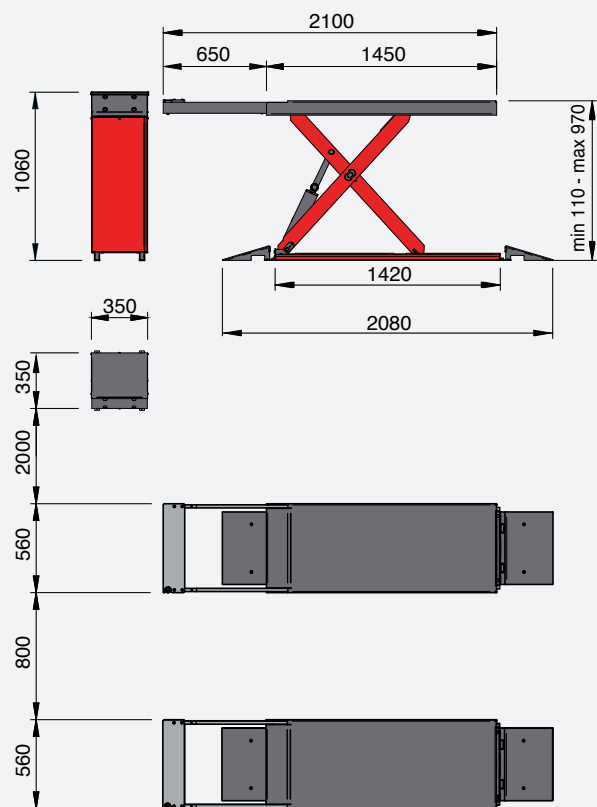
ERCO 500 - ERCO 505 F



ERCO 500 - ERCO 505 I



ERCO 500 - ERCO 505



DATI TECNICI TECHNICAL SPECIFICATIONS


	ERCO 500 FI	ERCO 500 I	ERCO 500 F	ERCO 500	ERCO 505 I	ERCO 505	ERCO 505 F	ERCO 505 FI
Portata max - Max load	3000 kg			3500 kg				
Potenza motore - Motor power	3 kW							
Alimentazione - Power supply	230-400V 3ph 50-60Hz 230V 1ph 50Hz							

VERSIONI DISPONIBILI AVAILABLE VERSIONS

	ERCO 500 FI	ERCO 500 I	ERCO 500 F	ERCO 500	ERCO 505 I	ERCO 505	ERCO 505 F	ERCO 505 FI
1 Pedane con flaps - Runways with flaps	✓		✓				✓	✓
2 Pedane con estensione - Runways with extensions		✓		✓	✓	✓		

ACCESSORI CONSIGLIATI RECOMMENDED ACCESSORIES

	ERCO 500 FI	ERCO 500 I	ERCO 500 F	ERCO 500	ERCO 505 I	ERCO 505	ERCO 505 F	ERCO 505 FI
A - Set rampe lunghe per versione a pavimento - Set of long ramps for the floor version L1 = 800 mm - L2 = 1300 mm				✓		✓		
B - Set rampe lunghe per versione a pavimento - Set of long ramps for the floor version L = 1000 mm			✓				✓	
C - Prolunghe, tubi e cavi, ponte-centralina 1m - Extensions for pipes and cables, lift-control unit 1m	✓	✓	✓	✓	✓	✓	✓	✓
D - Prolunghe, tubi e cavi, ponte-centralina 2m - Extensions for pipes and cables, lift-control unit 2m	✓	✓	✓	✓	✓	✓	✓	✓
E - Coppia traverse per fuoristrada - Pair of beams for all-terrain vehicles	✓	✓	✓	✓	✓	✓	✓	✓
F - Set di quattro tamponi da 80 mm - Kit of 4 rubber blocks height 80 mm	✓	✓	✓	✓	✓	✓	✓	✓



Per maggiori informazioni consultare il catalogo accessori completo. / For further information, consult the complete accessories catalogue.



CORGHI S.p.A. a NEXION GROUP COMPANY
Strada Statale 468 n° 9 - 42015 CORREGGIO - R.E. - ITALY
Tel. ++39 0522 639.111 - Fax ++39 0522 639.150 - www.corghi.com - info@corghi.com

